

ALIEN FRONTIERS

HOW TO PLAY



A NEW FRONTIER AWAITS

Alien Frontiers is a game of resource management and planetary development for two to four players. During the game you will exploit orbital facilities and Alien Technology, building colony domes in strategic locations to control the newly discovered world.

The game board shows the planet, its moon, the stations in orbit around the planet, and the solar system's star. The dice you are given at the start of the game represent the spaceships in your fleet. You will assign these ships to the orbital facilities in order to earn resources, expand your fleet, and colonize the planet.

As the game proceeds, you will land your colonies on the planet to control its territories. Each territory carries a particular benefit and, if you control a territory, you are able to use that influence to your advantage.

The planet was once the home of an alien race and they left behind a wondrous artifact in orbit. Using your fleet to explore the artifact, you will discover amazing Alien Technologies that you can use to advance your cause.

Winning the game will require careful consideration as you assign your fleet, integrate the Alien Technology and territory bonuses into your expansion plans, and block your opponents from building colonies of their own.

Do you have what it takes to colonize a new world?

DESIGNER ▶ Tory Niemann

DEVELOPMENT ▶ Tory Niemann, David MacKenzie

ORIGINAL ART DIRECTION ▶ David MacKenzie

5TH EDITION ART DIRECTION ▶ Dann May

ORIGINAL GRAPHIC DESIGN ▶ Karim Chakroun

5TH EDITION GRAPHIC DESIGN ▶ Cody Jones, Dann May

ART ▶ Mark Maxwell, Ross Grams

PROJECT MANAGER ▶ Cody Jones

EDITOR ▶ Renée Snader

PUBLISHER ▶ Game Salute

PLAYTESTERS ▶

Shawn Anderson

Randall Bart

Zack Barth

Zach Carter

Dustin Chapman

Laurel Eddy

Hunter Elenbaas

Kay Gordon

Larry Gordon

Shane Harris

Darlene Hartford

Andrew Haynes

Tom Hillman

Jennifer Hodgdon

Sarah Howard

Lorraine Johnson

Noah Kolman

Sandra Kualls

Mark Loen

Alice MacKenzie

David MacKenzie

Fred MacKenzie

John MacKenzie

Eric Maxey

Scot McConnachie

Christopher Mills

Michelle Sparr Mills

Kirk Monsen

Chuck Monson

Donna Morina

Peter Mumford

Dan Nasset

Davin Nathanson

Mark Nielsen

Melissa Niemann

Christopher Paul

Spencer Perkins

Evan Pongrass

John Reiher

Howard Saccoliti

Andrew Shapira

Mike Snively

JT Traub

David Udell

Michael Udell

Robert Udell

Steve Ward

...and the UOPX

Lunchtime Gamers

COMPONENTS



24 SHIPS (DICE): 6 PER PLAYER COLOR



32 COLONY TOKENS: 8 PER PLAYER COLOR



24 ALIEN TECH CARDS



1 VICTORY ORBIT CARD



8 TERRITORY TILES



3 FIELD GENERATOR COUNTERS



3 FIELD GENERATOR MINIATURES



1 SCORING TABLET

1 GAME BOARD



 x30

4

8

9

10



11



SETUP

- 1 Each player chooses a player color. Place the score tablet to the side of the game board and put the scoring rocket of each player color on the 0 line.
 - 2 Place the **Relic Ship** on the Burroughs Desert territory.
 - 3 Place each **territory tile** on its corresponding territory.
 - 4 Place the orange fuel tokens on the table near the Solar Converter. **This is the fuel () stock.**
 - 5 Place the gray ore tokens on the table near the Lunar Mine. **This is the ore () stock.**
 - 6 Shuffle the Alien Tech cards and deal three cards face-up on the table near the Alien Artifact. **This is the Alien Tech stock.** Deal one Alien Tech card face-up to each player. The remaining Alien Tech cards form a draw pile that will be used at various times during the game. A discard pile will form as the game progresses.
 - 7 Place the **three Field Generator counters** on the table to the left of the board. Alternatively, you may use the field generator miniatures in place of the counters.
 - 8 Each player takes three ships (dice) of their player color. Place the remaining three ships of each color on the table near the Shipyard. This is the **ship stock**.
 - 9 **For a four-player game**, each player takes **six colony tokens** of their color.

For a three-player game, each player takes **seven colony tokens** of their color. Docking ports marked with cannot be used at any time during the game.

For a two-player game, each player takes **all eight colony tokens** of their color. Docking ports marked with or cannot be used at any time during the game.
- Return any unused colony tokens to the game box.
- 10 Choose **player one** by rolling for high number. Counting clockwise from player one, player two receives , player three receives , and player four receives + . This allotment compensates for turn-order disparities. Players only receive this allotment at the start of the game.
 - 11 **Play begins with player one** and continues clockwise.

ON YOUR TURN

On their turn, the active player performs the following tasks in any order:

GATHER SHIPS

Gather all of your ships from the board and roll them.

IMPORTANT NOTE ► The words **ship** and **ships** are synonymous with **die** and **dice**. Both terms refer to the same component and are used interchangeably.


ASSIGN SHIPS

You must dock all of your ships at orbital facilities on your turn if possible. If you cannot legally dock one or more of your ships at any orbital facility, place them on the Maintenance Bay.

You may use an orbital facility by allocating your ships to its docking ports. A facility can only be used if it has sufficient unused docking ports, you have ships of the required values, and you can **immediately** pay any applicable cost. See the section on orbital facilities for the requirements and costs for each facility.

You gain the benefits of an orbital facility, territory control, or Alien Tech immediately unless noted otherwise. Costs to use orbital facilities and Alien Tech cards are paid to the stocks.

USE ALIEN TECH CARDS

You may choose to use all, some, or none of your Alien Tech cards. You may use your Alien Tech cards at any time during your turn. Most cards have a power you pay  to use and a power you must discard the card to use.

ALIEN TECH LIMITS ► Each Alien Tech card may be used only once per turn. You may only use one discard power from your Alien Tech cards each turn. See the rules section on Alien Tech cards for the powers and costs of each card.

If you place a colony during your turn you earn a victory point and adjust the score tablet immediately. **If colony placement results in your having more colonies on the territory than any other player, you “control” that territory.** You take that territory's tile, gain an extra victory point, and now have access to use that territory's bonus.

If you no longer have more colonies on the territory than any other player, you lose control of the territory. You immediately return the territory card to the planet, lose a victory point, and can no longer use the territory's bonus. See the rules section on territory bonuses for details.

The presence of certain field generators may award an extra victory point or limit your ability to use territory bonuses and place colonies. See the rules section on field generators for details.

END OF TURN

When you have docked all your ships on the board and used any Alien Tech cards that you wish to use, your turn is over. Leave your ships as you docked them until your next turn.

DISCARD DOWN TO 8 ► If you have more than eight total resource tokens at the end of your turn, you must return your choice of excess tokens to the appropriate resource stocks.



END OF GAME AND SCORING

Scoring is not cumulative. It is a snapshot of the current board and hand situation at any single point in time. Use the score tablet to track the current standings throughout the game. Your score will fluctuate up and down as the game progresses, and each time circumstances change the score tablet should be updated.

SCORE 1 VICTORY POINT FOR ►

- Each of your colony tokens on a territory
- Each territory you control
- Having the **Alien City** card
- Having the **Alien Monument** card
- Controlling the territory with the **Positron Field**

The game ends as soon as one player places their last colony on a territory. Players tally up their victory points to verify the standings on the score tablet, and the player with the most victory points wins.

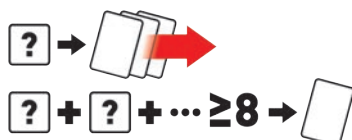
If there is a tie, the tied players compare their number of Alien Tech cards to determine the winner. Persistent ties can be resolved by comparing  tokens, and if still tied, by comparing  tokens. Still tied? Play again!

ORBITAL FACILITIES

Surrounding the planet are the orbital facilities you will use to earn resources, expand your fleet, and land colonies. You may not dock ships at an orbital facility unless docking ports are available and you can meet both the ship and cost requirements.



ALIEN ARTIFACT



Each ship you dock at the Alien Artifact may be of any value and allows you to discard the Alien Tech cards on display and lay out three new cards from the deck. This is called “cycling” and it is optional.

To claim one of the Alien Tech cards on display you need to have docked ships with a total value of 8 or more. When you claim an Alien Tech card, the count is reset to zero; so, to claim another card, you need to dock new ships totaling 8 or more.

Replace the claimed card with one from the draw pile. You may not claim an Alien Tech card you already have. There are enough docking ports to accommodate four ships at a time.

EXAMPLE 1 ▶ There is a Polarity Device card on display and you want it, so you dock a 2 and a 6 at the Alien Artifact and take the card.

EXAMPLE 2 ▶ You dock a 3 at the Alien Artifact and cycle the Alien Tech cards. There's nothing you want so you dock a 2 and cycle the cards again. You still have not found what you want so you dock a 4 and cycle the cards a third time. The Plasma Cannon is now on display. Since your docked ships total 8 or more ($3+2+4=9$) you take the Plasma Cannon.

EXAMPLE 3 ▶ After completing the moves in example 2, there is one dock open at the Alien Artifact. You could dock a fourth ship there and cycle the cards again but you could not claim a second Alien Tech card because the “8 or more” requirement is a separate total for each card you claim.





COLONIST HUB



The Colonist Hub has four “advancement tracks” so that four players can use it simultaneously to ready colonies for territory placement. Each track contains three docking ports and seven advancement circles. A player may use only one advancement track at a time.

If you do not have a colony at the Colonist Hub, then the first ship docked here requires you to place one of your unplaced colonies on the first advancement circle. Each additional ship you dock here, either on this turn or on subsequent turns, must be placed on this same track until that colony is launched. Each ship docked advances the colony one circle.

When the colony reaches the seventh advancement circle, you may launch it at your convenience by paying  + . You may not begin work on another colony at the Colonist Hub until the one already on the advancement track has been launched. Once the colony has been placed on a territory, you may start advancing a new colony with the next ship you dock at the Colonist Hub.




If you earn more advances than are needed to move your colony to the seventh circle (see Asimov Crater below) and launch the colony immediately, you may use the excess advances to begin work on a new colony.

Your final colony is not locked into the Colonist Hub. If your last colony is on the Colonist Hub and your roll gives you the opportunity to use the Terraforming Station or the Colony Constructor, you may remove the colony from the Colonist Hub and place it on a territory via the rules for those other facilities.



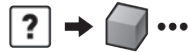
COLONY CONSTRUCTOR






You must dock three ships of equal value and pay    to use the Colony Constructor. There are enough docking ports for two sets of triples to be docked simultaneously. Using the Colony Constructor allows you to land one of your unplaced colonies on a territory immediately.



LUNAR MINE



Each new ship docked at the Lunar Mine must be equal to or greater than the highest value ship currently docked here. There are enough docking ports to accommodate five ships at any one time. You gain  for each ship you dock here.

EXAMPLE ► At the beginning of your turn there is a 1 and a 4 docked at the Lunar Mine. You roll a 3, 4, and 6. You cannot dock the 3 at the Lunar Mine because it is less than the 4 already docked there, but you can dock both your 4 and your 6. You earn   for docking both ships at the Lunar Mine. The Lunar Mine now has only one docking port free and the next player that wants to use it will need a 6.





MAINTENANCE BAY









































If you cannot dock a ship legally during your turn, place it here. Maintenance Bay gives the player no benefit. Any ships purchased through the Shipyard or Burroughs Desert are placed here until the player's next turn. A ship on the Maintenance Bay cannot be moved with an Alien Tech card. Ships removed from facilities with the Plasma Cannon or bumped from the Raiders' Outpost are placed at the Maintenance Bay until their player's next turn.



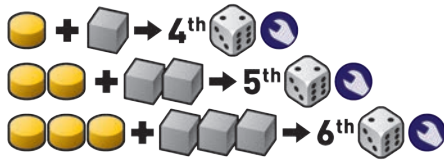
ORBITAL MARKET



You must dock two ships of equal value to use the Orbital Market. There are enough docking ports to accommodate two pairs of ships at any one time. While docked at the Orbital Market, you may pay  equal to the value of one of your docked ships to receive . You may trade as many times as you wish on your turn.

EXAMPLE ► You dock a pair of 3s at the Orbital Market. On this turn you may pay    to receive . If you have                                    

SHIPYARD



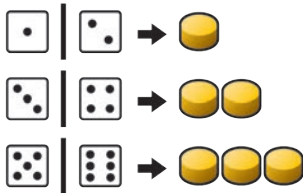
You must dock two ships of equal value to use the Shipyard. There are enough docking ports to accommodate three pairs of ships at any one time. Each pair of docked ships, along with the payment of the appropriate yellow and grey, earns one new ship from the ship stock.

COST TO BUILD NEW SHIP ►

- 4th ship: pay 1 yellow + 1 grey.
- 5th ship: pay 2 yellow + 1 grey.
- 6th ship: pay 3 yellow + 1 grey.

Take a ship of your color from the ship stock and place it in the Maintenance Bay. Claim it at the start of your next turn when you gather your fleet. If there are no ships of your color in the ship stock on your turn, then you may not use the Shipyard. Because it is possible to lose ships while playing, you may build your 4th, 5th, or 6th ship more than once during the game.

SOLAR CONVERTER



You may dock ships of any value at the Solar Converter. There are enough docking ports to accommodate eight ships. You gain yellow equal to one half the value of each ship you dock here. Round up for each ship.

EXAMPLE ► If you dock a 3 and a 4 at the Solar Converter, you will receive 2 yellow for the 3 and 2 yellow for the 4.

TERRAFORMING STATION



You must dock one ship with a value of 6 and pay 1 yellow + 1 grey to use the Terraforming Station. There is only one docking port available at this facility. Using the Terraforming Station allows you to land one of your unplaced colonies on a territory immediately. The ship docked at the Terraforming Station is completely consumed by the colony creation process and is returned to the ship stock at the beginning of your next turn. A ship forfeited in this manner may be rebuilt using the Shipyard only after it has returned to the ship stock.

You cannot use the Terraforming Station if doing so would reduce your fleet to fewer than three ships of your color.

A ship docked at the Terraforming Station may be removed by the Plasma Cannon card but may not be moved to another orbital facility.



TERRITORY BONUSES

Each territory grants its controlling player a bonus over some aspect of the game. A player controls a territory if they have more colonies on that territory than any other single player. The controlling player takes the territory tile.

EXAMPLE ▶ Red has two colonies on Lem Badlands and Green, Yellow, and Blue each have one colony on Lem Badlands. Red has the most colonies on the territory so Red controls Lem Badlands.

A territory is not controlled by any player if two or more players are tied for the most colonies on a territory. No player earns the bonus for such a territory. The tile for a territory that is not controlled remains on the territory.


EXAMPLE ▶ Red and Yellow each have two colonies on Lem Badlands and Green and Blue each have one colony on Lem Badlands. Red and Yellow are tied for the most colonies on the territory so it is not controlled by anyone and no one earns the territory's bonus.





ASIMOV CRATER

Advance your colony one extra level each turn in which you dock more than one ship at the Colonist Hub.



EXAMPLE ▶ Docking two ships at the Colonist Hub would ordinarily advance your colony two levels. Since you control Asimov Crater, you advance your colony three levels. If you dock three ships at the Colonist Hub you would advance four levels.

BRADBURY PLATEAU

Pay one less  than usual when you use the Colony Constructor.

EXAMPLE ▶ You dock a set of three 5s at the Colony Constructor to build a colony. Ordinarily you would be required to pay    to activate the facility. However, since you control Bradbury Plateau, you pay only .

BURROUGHS DESERT

Purchase the Relic Ship for  + . Place the ship on the Maintenance Bay and gather it with the rest of your fleet on your next turn. Return the ship to Burroughs Desert immediately if you lose control of this territory.

The Relic Ship behaves exactly as any other ship in your fleet except that it has no color and any time the ship would be returned to the ship stock it is returned to Burroughs Desert instead.

See Terraforming Station and the discard power of a Plasma Cannon card for details. The player controlling Burroughs Desert may repurchase the Relic Ship on their turn.







EXAMPLE 1 ▶ You control Burroughs Desert with one colony and are using the Relic Ship. The next player builds a new colony and places it on Burroughs Desert. Now you both have one colony on Burroughs Desert so neither of you control the territory. You return the territory card and the Relic Ship to Burroughs Desert immediately.

EXAMPLE 2 ▶ Your Relic Ship is docked at the Lunar Mine. Another player discards a Stasis Beam and places the Isolation Field on Burroughs Desert. You must return the Relic Ship to the territory immediately and may not repurchase it until the Isolation Field is moved off Burroughs Desert.



EXAMPLE 3 ▶ Your Relic Ship has a 6 showing and you dock it at the Terraforming Station to build a colony. At the start of your next turn, the Relic Ship returns to Burroughs Desert instead of the ship stock and you may repurchase it on that same turn.







HEINLEIN PLAINS

Your trading ratio is always  :  when using the Orbital Market.


EXAMPLE ▶ You roll double 3s and dock them at the Orbital Market. Ordinarily any trades you make on this turn would be at a    :  ratio. However, since you control Heinlein Plains, you always trade at a  :  ratio regardless of your docked ship values.







HERBERT VALLEY

Pay 1 fewer  and  than usual for each ship you build at the Shipyard.

EXAMPLE ▶ You dock a pair of ships at the Shipyard to build your 5th ship. Ordinarily, you would also pay   +  . However, since you control Herbert Valley you pay only  + . If it had been your 4th ship, the bonus from Herbert Valley would have allowed you to pay nothing at all.


LEM BADLANDS




Gain an additional  for each ship you dock at the Solar Converter.

EXAMPLE ▶ You dock a 3 and 4 at the Solar Converter and receive the usual    . Because you control Lem Badlands, you also gain  .

POHL FOOTHILLS


Pay one less  than normal for each Alien Tech card you use.


EXAMPLE 1 ▶ You have a Booster Pod card which allows you to add 1 to the value of an unplaced ship at a cost of . Since you control Pohl Foothills, you pay nothing for this manipulation.

EXAMPLE 2 ▶ You have a Plasma Cannon card which allows you to remove opponents' ships from an orbital facility at a cost of one  per ship. You choose to remove three ships from the Lunar Mine. Since you control Pohl Foothills, you only pay   for this action.

VAN VOGT MOUNTAINS

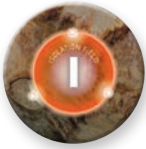
The first ship you dock at the Lunar Mine each turn may be any value.

EXAMPLE ▶ You rolled a 1, 2, 4, and 5 and the highest value ship at the Lunar Mine is currently a 5. Since you control Van Vogt Mountains, the first ship you dock at the Lunar Mine may be the 1, 2, or 4. If you want to receive a second , you can also dock the 5 at the Lunar Mine.



FIELD GENERATORS

The three field generators alter the rules within the territory where they are located and, where there is a conflict, take precedence over Alien Tech card effects.



ISOLATION FIELD

The Isolation Field nullifies a territory's bonus. The first player to discard a Stasis Beam card will place the Isolation Field counter on a territory of their choice. Any subsequent player who discards a Stasis Beam card will move the counter to another territory.

EXAMPLE ► If the Isolation Field is placed on Pohl Foothills, the player who controls that territory does not receive the “pay one less 🟡 than normal on each Alien Tech card you use” bonus and the bonus is not available to a player using a Data Crystal card.



POSITRON FIELD

The Positron Field awards one victory point to the player controlling the territory where it is located. The first player to discard a Data Crystal card will place the Positron Field counter on a territory of their choice. Any subsequent player who discards a Data Crystal card will move the counter to another territory.

EXAMPLE ► If the Positron Field is located on Herbert Valley and the green player controls Herbert Valley, then the green player receives one additional victory point.




REPULSOR FIELD

The Repulsor Field prevents colonies from being added to or removed from the territory on which it is located. The Repulsor Field does not prevent its own movement or removal, nor does it prevent the movement or removal of any other field generator that is also on that territory. The first player to discard a Gravity Manipulator card will place the Repulsor Field counter on a territory of their choice. Any subsequent player who discards a Gravity Manipulator card will move the counter to another territory.

EXAMPLE ► If the Repulsor Field is on Asimov Crater, then no new colonies may be added on that territory and the colonies already there cannot be swapped or removed by discarding a Polarity Device or Orbital Teleporter card.



ALIEN TECH CARDS

The Alien Tech cards allow you to bend the basic game rules. Most Alien Tech cards may be used immediately after you acquire them. Alien Tech cards that require a  payment can only be used once per turn. You may only discard an Alien Tech card you have not already used on your current turn, and then only one discard per turn.


Your Alien Tech cards are placed on the table face-up where all players can see them.

You may only possess one copy of each Alien Tech card.


If a card allows you to change a ship's value, then the value may never be lower than 1 or higher than 6.


If the Alien Tech draw deck is exhausted, reshuffle the discards to create a new draw deck.

ALIEN CITY AND ALIEN MONUMENT


Each of these cards is worth one victory point. There is one Alien City card and one Alien Monument card in the Alien Tech deck and a single player may possess both cards simultaneously. There is no  cost associated with these cards and they do not have discard powers.




BOOSTER POD

Each turn you may pay  to increase the value of one of your unplaced ships by one point. You may discard a Booster Pod to remove any single field generator from the game board. A field generator removed in this manner may be rebuilt in the normal manner at a later time.


EXAMPLE ► You roll a 1, 3, and 4. You pay  and use the Booster Pod's power to raise the 3 to a 4 so that you can use the pair of 4s at the Shipyard.


DATA CRYSTAL

Each turn you may pay  per colony on a territory to use that territory's bonus exactly as if you controlled the territory. If a territory has no colonies on it then you cannot use its bonus. If the territory has the Isolation Field on it then you cannot use its bonus. Burroughs Desert is exempt from the Data Crystal's power because its bonus plays out over more than a single turn. You may discard a Data Crystal to place the Positron Field on a territory or, if the Positron Field is already on a territory, move it to another territory.

EXAMPLE ► You roll a 1, 6, and 6. You have a lot of  and you need to convert it to , but the pair of 6s gives you a very poor trading ratio at the Orbital Market. Heinlein Plains has one green colony and one red colony on it, so you pay  and use your Data Crystal to borrow the Heinlein Plains bonus. You now receive a 1:1 trade ratio at the Orbital Market, no matter what value pair you dock there.


GRAVITY MANIPULATOR






Each turn, you may pay  to decrease the value of one unplaced ship by one point and increase the value of another unplaced ship by one point. You may discard a Gravity Manipulator to place the Repulsor Field on a territory or, if the Repulsor Field is already on a territory, move it to another territory.

EXAMPLE ► You roll a 1, 2, and 5. You pay  and use the Gravity Manipulator to move one point from the 2 to the 5 making those two ships into a 1 and a 6.









HOLOGRAPHIC DECOY

There is no  cost associated with this card and it does not have a discard power. While you possess the Holographic Decoy a player may not use the Raiders' Outpost to steal resources from you. If the raiding player wishes to steal an Alien Tech card from you, then they may only take your Holographic Decoy. If the raiding player already has a Holographic Decoy, then the stolen card is discarded.



EXAMPLE ▶ The red player places three sequentially numbered ships on the Raiders' Outpost. They would like to steal  from you, but because you have the Holographic Decoy card your  is safe. However, the red player decides to take your Holographic Decoy card instead.




MIND CONTROL HELMET

Each turn you may pay  to move an opponent's ship to a different Orbital Facility and use it as if it were your own ship. You may only move one ship with the Mind Control Helmet but the moved ship may be used at the new facility in conjunction with other **as-yet-unplaced ships** from your fleet. You may not reuse the ship at the same facility from which it was removed. You may not change the value of the ship as it moves from one facility to the other. You may not use the Mind Control Helmet to move a ship off of or onto the Maintenance Bay. You may not use the Mind Control Helmet to move a ship on to the Terraforming Station. The owner of the moved ship gathers the ship as usual on his turn. The Mind Control Helmet may not be discarded.

EXAMPLE ▶ You are the red player. You pay  to power your Mind Control Helmet and move a green 3 from the Solar Converter to the Shipyard. You then add a red 3 from your unplaced ships, forming a pair so that you can use the Shipyard facility. On green's turn, he gathers the green 3 from the Shipyard, leaving the red 3 in its dock.


ORBITAL TELEPORTER



Each turn you may pay  to move one of your docked ships from one orbital facility to a different orbital facility. You may only move one of your ships with the Orbital Teleporter but the moved ship may be used at the new facility in conjunction with other as-yet-unplaced ships from your fleet. You may not reuse the ship at the same facility from which it was removed. You may not change the value of the ship as it moves from one facility to the other. You may not use the Orbital Teleporter to move a ship off of the Terraforming Station or the Maintenance Bay. You may discard the Orbital Teleporter to move any single colony from one territory to another territory. See *Repulsor Field* on page 12 for exceptions.


EXAMPLE 1 ▶ You roll a 2, 5, and 6. You dock the 6 at the Lunar Mine and receive . You then pay  and use your Orbital Teleporter to move the 6 to the Alien Artifact. Next you dock the 2 at the Alien Artifact to bring the ship total to 8 and claim an Alien Tech card.

EXAMPLE 2 ▶ You are the blue player. You and the red player both have a colony on Lem Badlands so neither of you control it. You have one colony on Van Vogt Mountains but green has two colonies there so you are not likely to gain control of it any time soon. You discard your Orbital Teleporter card and move your colony from Van Vogt Mountains to Lem Badlands to gain control of that territory, claim the territory card, and receive the extra victory point.

PLASMA CANNON

Each turn you may pay one  per ship to remove other players' ships from one orbital facility. The removed ships are placed on the Maintenance Bay (see example 2 on the next page for an exception to this rule). The Plasma Cannon may only remove ships from a single orbital facility and you may not use the Plasma Cannon on your own ships. You may discard a Plasma Cannon to return one ship belonging to another player to the ship stock. The target player must not be left with fewer than three ships of their color for their next turn. The Relic Ship does not count toward this tally. A ship removed in this manner may be regained via the Shipyard.


EXAMPLE 1 ▶ You are the blue player and roll a 2, 2, and 4. You want to use the pair of 2s at the Shipyard but all of the docks are full. You pay  and use your Plasma Cannon to move two red ships from the Shipyard to the Maintenance Bay then dock your own ships at the Shipyard.


EXAMPLE 2 ▶ You are the blue player and the red player has a ship on the Terraforming Station. You pay  and use your Plasma Cannon to move the red ship off the Terraforming Station. Ordinarily a ship removed by the Plasma Cannon would go to the Maintenance Bay, but a ship on the Terraforming Station is forfeit on the player's next turn so you return it to the ship stock instead.

EXAMPLE 3 ▶ You are the blue player and the yellow player has six ships on the board. You discard your Plasma Cannon to remove the yellow 6 from the Lunar Mine and return it to the ship stock.

EXAMPLE 4 ▶ Red has four ships on the board: one at the Lunar Mine, two at the Alien Artifact, and one at the Terraforming Station. You want to discard your Plasma Cannon to remove the ship on the Lunar Mine but you cannot. Doing so would leave Red with three ships now, but on Red's next turn the ship on the Terraforming Station would be forfeited and Red would only have two ships for the next turn.

POLARITY DEVICE

Each turn you may pay  to flip one of your unplaced ships to its opposite face. You may discard a Polarity Device to swap the locations of any two colonies on any two territories. See Repulsor Field for exceptions.





EXAMPLE 1 ▶ You roll a 1, 2, and 5. You pay  and use the Polarity Device to flip the 1 to a 6.

EXAMPLE 2 ▶ Herbert Valley has two yellow colonies on it and Lem Badlands has two red colonies on it. You discard the Polarity Device and swap one colony from each of those territories. Both territories now have one yellow colony and one red colony so neither red nor yellow control those two territories.

RESOURCE CACHE

You receive free resources each turn for as long as you possess the Resource Cache. Count the odd and even value ships after you roll your fleet but before you use any Alien Tech cards.


RESOURCE CACHE ROLL RESULT ▶


- **If you have more odd ships,** you receive one .
- **If you have more even ships,** you receive one .
- **If you have an equal number of odd and even ships,** you receive one  and one  and you must immediately discard the Resource Cache.

Unlike every other Alien Tech card, the Resource Cache cannot be used on the turn you acquire it. The Resource Cache card is only discarded if you roll equal numbers of odd and even valued ships.


EXAMPLE ▶ You dock a 3 and a 6 at the Alien Artifact and claim a Resource Cache card. You do not gain any benefit from the card until your next turn when you gather and roll your fleet.

STASIS BEAM

Each turn you may pay  to decrease the value of one of your unplaced ships by one point. You may discard a Stasis Beam to place the Isolation Field on a territory or, if the Isolation Field is already on a territory, move it to another territory.

EXAMPLE ▶ You roll a 1, 2 and 5. You pay  and use the Stasis Beam's power to decrease the 2 to a 1 so that you can use the pair of 1s to get a favorable trading ratio at the Orbital Market.

TEMPORAL WARP

Each turn you may pay  to re-roll as many of your unplaced ships as you like. You may discard a Temporal Warper to claim one Alien Tech card of your choice from the discard pile. You may look through the discard pile before discarding your Temporal Warper card.

EXAMPLE 1 ▶ You roll a 1, 2, and 5. You use the Temporal Warper to re-roll the 1 and 2, hoping to get some higher numbers.

EXAMPLE 2 ▶ You review the Alien Tech discard pile and see an Alien City card. You discard your Temporal Warper and take the Alien City card.

PLAY SUMMARY

ON YOUR TURN

The active player performs all of these tasks on their turn, in any order:

GATHER SHIPS ► Gather all of your ships and roll them.

ASSIGN SHIPS ► Dock all of your ships and gain benefits immediately. You must dock all of your ships at orbital facilities on your turn if possible.

USE ALIEN TECH CARDS ► Use Alien Tech cards as appropriate at any time during your turn. **Alien Tech cards that require a payment can only be used once per turn. You may only discard an Alien Tech card you have not already used on your current turn and then only one discard per turn.**

END OF TURN ► Once all ships have been docked and any Alien Tech used, **discard down to 8 total resources**. Turn passes clockwise to the next player.

GAME END

The game ends immediately when any player lands their final unplaced colony on a territory.

FINAL SCORING


SCORE 1 VICTORY POINT FOR ►

- Each of your colony tokens on a territory
- Each territory you control
- Having the **Alien City** card
- Having the **Alien Monument** card
- Controlling territory with **Positron Field**

FIRST TIEBREAKER ►

Number of Alien Tech cards

SECOND TIEBREAKER ►

Number of  tokens

THIRD TIEBREAKER ►

Number of  tokens

FOURTH TIEBREAKER ►

Play again!

ORBITAL FACILITY REFERENCE



ALIEN ARTIFACT





Each ship you dock allows you to cycle the Alien Tech cards. You may claim one card when your docked ships total 8 or more. Claiming a second card requires you to dock a new set of ships totaling 8 or more.



COLONIST HUB






Dock ships of any value. If you do not have a colony on the track, place one with your first ship. Move your colony forward one space per ship docked. If your colony is on the final space on the track, pay  +  to place the colony. Use only one track at a time.



COLONY CONSTRUCTOR




Dock three ships of the same value. Pay    to place a colony.



LUNAR MINE



Dock ships greater than or equal to highest value on the Mine. Gain 1  per ship.

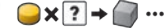




MAINTENANCE BAY

If you cannot dock a ship legally on your turn, place it here. Maintenance Bay grants no benefit. Ships purchased through the Shipyard or Burroughs Desert are placed here until your next turn. A ship on the Maintenance Bay cannot be moved with an Alien Tech card. Ships removed from facilities with the Plasma Cannon or bumped from the Raiders' Outpost are placed at the Maintenance Bay until their player's next turn.



ORBITAL MARKET



Dock two ships of the same value. Trade  equal to value of one ship for . Trading may be done multiple times.



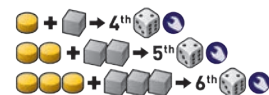
RAIDERS' OUTPOST





Dock three sequentially numbered ships. Steal a total of four resources or one Alien Tech card from your opponent(s). If the Raiders' Outpost is occupied, you may dock a higher-value sequence and move the original ships to the Maintenance Bay.



SHIPYARD

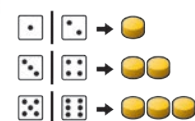



Dock two ships of the same value.

Pay  +  to move one of your ships from ship stock to the Maintenance Bay: 1 each for your fourth ship, 2 each for your fifth, and 3 each for your sixth.



SOLAR CONVERTER





Take  equal to half the value of each ship you dock here. Round up for each ship.



TERRAFORMING STATION



Dock a value 6 ship. Pay  +  to place a colony. At the start of your next turn, the ship returns to the ship stock.

You cannot use the Terraforming Station if doing so would reduce your fleet to fewer than three ships of your color.